



DESIGNLIGHT

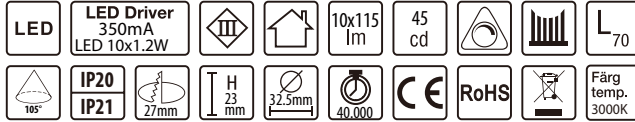
SCANDINAVIAN AB

Art nr: **Q-32MW-10**

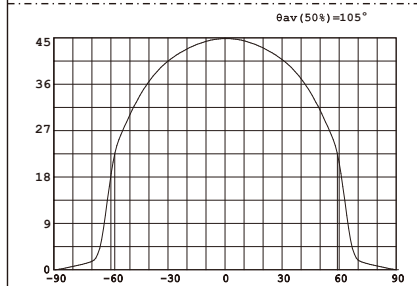
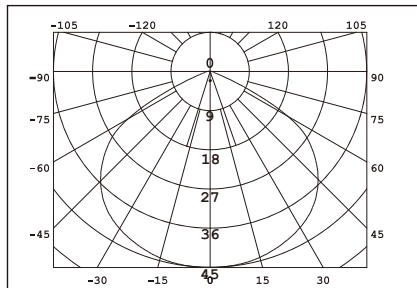

E-nr: **74 746 47**

Effekt Power	Material Material	Färgtemperatur Color temperature	Armaturfärg Fixture color	Anslutning Connection	Ljusflöde Luminous flux
10x1.2W	Aluminium	3000K	Matt White	350mA	10x115lm

CE, ROHS, IP CERTIFIED BY SGS

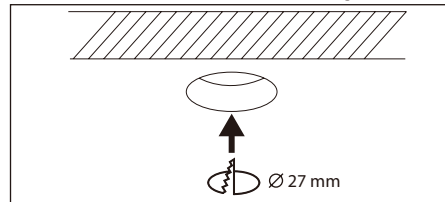


- Dimbar med 350 mA driver
- 96 lm/w med lens, driver
- 113 lm/w utan lens, driver
- CRI Värde >85
- Dimmable with 350 mA driver
- 96 lm/W with lens, driver
- 113 lm/W without lens, driver
- CRI value > 85

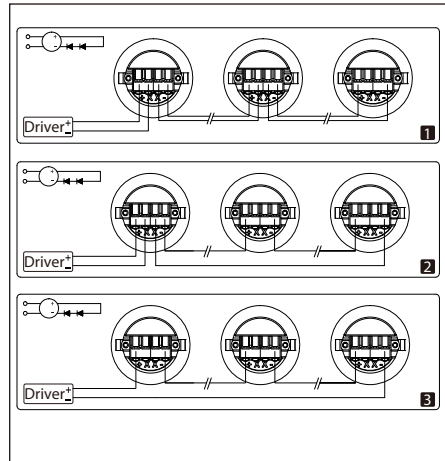


Avstånd	Belysningsstyrka	Spridnings vinkel 105°	Diam.
0.50m	47.47lx 172.5lx		144.33cm
1.00m	11.87lx 43.13lx		328.65cm
1.50m	5.27lx 19.17lx		492.92cm
2.00m	2.96lx 10.78lx		657.23cm
3.00m	1.33lx 4.79lx		985.84cm

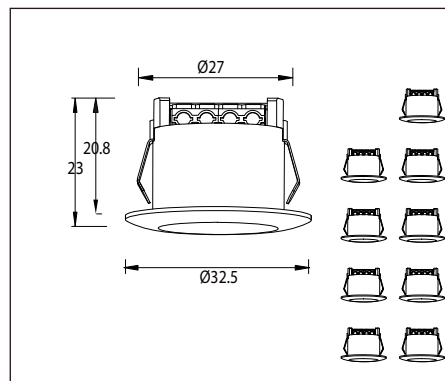
1. Stäng av strömmen/Turn off the power
2. Borra hål i taket/Drill hole in ceiling



3. Anslut till LED-drivern/Connect to LED driver



Mått/Dimension



This luminaire contains built-in LED lamps.

A++
A+
A
B
C
D
E

LED

The lamps cannot be changed in the luminaire.

874/2012

Komihåg vid montering av downlight LED

Kontrollmät ALLTID diametern före hålltagning i tak. Antal watt per lampa x antalet lampor ger storleken på transformator. Vid installation av LED följ ALLTID kopplingschema.

- 1-2W/kvm vid mjukare belysning normal takhöjd.
- 3-4W/kvm vid allmän belysning normal takhöjd.

LED är:

- Miljövänlig och energisnål.
- Lång livslängd, 20.000-50.000 timmar.
- Låg värmeutveckling, stötsäker.

Trivs bäst i kyla, ju lägre temperatur och god luftarea desto bättre ljuseffekt. För ökad livslängd på LED-lampor bör armaturer med kylfläns användas.

Tänk på att **ALDRIG** montera downlight direkt mot lättantändligt material. Desto mer luftarea runt den monterade downlighten, desto säkrare blir installationen. Ökad luftarea ger längre livslängd på ljuskälla och armatur.

Things to remember when installing LED downlights

ALWAYS measure the diameter prior to perforation in ceiling. The amount of Watt per light times the number of lights equal the size of transformer. During installation of LED, **ALWAYS** adhere to the circuit diagram.

N.B. Transformers differ for LED and halogen.

- 1-2W/square meter for softer lighting and standard ceiling height.
- 3-4W/square meter for ambient lighting and standard ceiling height.

LED is:

- Environmentally friendly and energy efficient.
- Long life expectancy, 20 000-50 000 hours.
- Low heat generation, shock resistant.

LED lights perform at best in cold, the lower the temperature and the more air volume, the better the light output. For increased longevity on LED lights, fixtures with heat sinks should be used.

Remember to **NEVER** install a downlight directly adjacent flammable materials. Sufficient air volume surrounding the installed fixture provides a safer installation. Increased air volume increases life expectancy for both light source and fixture.



DESIGNLIGHT

SCANDINAVIAN AB

Designlight Scandinavian AB | Toffelvägen 1 | SE-342 60 Moheda

Kundcenter: Telefon 0472-716 10 | Fax 0472-716 09 | info@designlight.nu | www.designlight.nu

www.designlight.nu