



DESIGNLIGHT

SCANDINAVIAN AB

Art nr.: M2-61350

E-nr: 7764999



Watt	Material	Kelvin	Armaturfärg	Effekt	Lumen(lm)
Watt	Material	Kelvin	Armature color	Effect	Lumen(lm)
1350W	Aluminum	4000K	Black	150lm/W	206800 LM

16 **CB CE IP66**

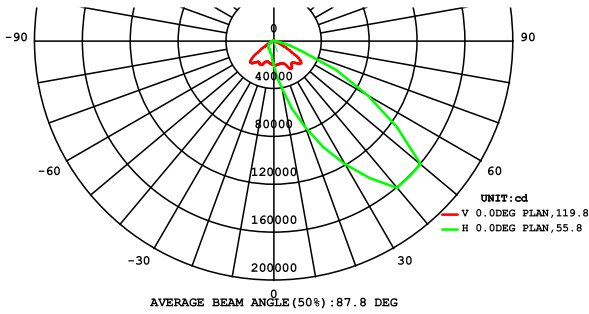
180° Adjustable
 CCT 3000K-6000K
 IP66
 IK10
 Dimmable Optional
 PF > 0.95

LM79
 LM80
 TM21

15° 25° 60° 110° 130°x25° 130°x40°

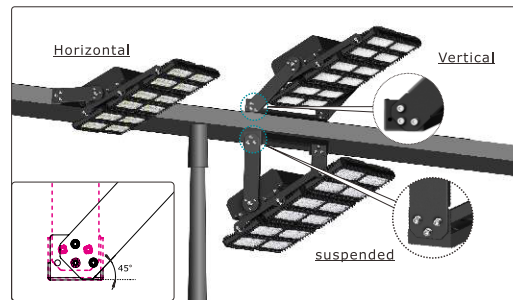
- 150/w med lins, driver
- 180m/w utan lins, driver
- CRI Värde > 70

- 150lm/w with lens and driver
- 180lm/w without lens and driver
- CRI>70



Multi-installation ways

Base bracket can be adjusted in different installation.



This luminaire contains built-in LED lamps.

A++
A+
A
C
D
E

LED

The lamps cannot be changed in the luminaire.

874/2012

Komi håg vid montering av LED-strålkastare

1. Installation och underhåll får endast utföras av behörig installatör.
2. Ljuskällan till denna armatur är inte utbytbar, när den förbrukats ska hela armaturen bytas ut.
3. Notera att förändringar i kabelinstallation kan påverka IP-klassning.
4. Se till att fästskruvar fixeras med fjäderbricka och dras åt ordentligt.
5. Jordledning måste vara väl ansluten.
6. Se till att strålkastaren är ansluten till korrekt ingångsspänning.
7. Använd inte kemikalier eller frätande rengöringsmedel för att rengöra armaturen.
8. Minsta avstånd från belysta objekt till armaturer ska vara minst 0,3 m.
9. Trasig lins måste bytas ut av certifierad tekniker.

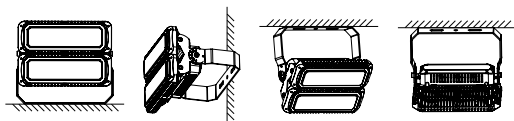

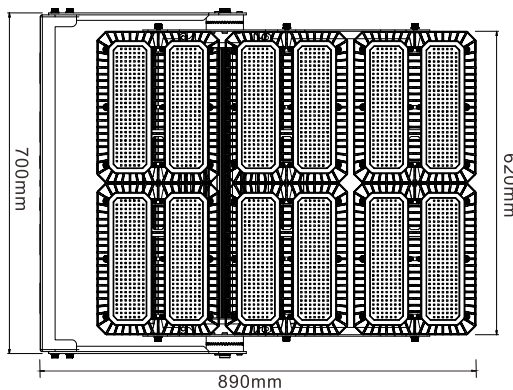
Things to remember when installing LED Floodlights

1. Installation and maintenance must be performed by professionals only.
2. The light source of this luminaire is not replaceable; when the light source reaches its end of life the whole luminaire shall be replaced.
3. Note that changes in cable installation may affect IP rating.
4. Please make sure the hook was fixed with spring washer and tighten up.
5. Ground wire must be well connected.
6. Please make sure the lamp is working with correct input voltage.
7. Do not use chemicals or corrosive cleaner to clean the fixture.
8. The minimum distance from lighted objects to luminaires shall be kept at least 0.3m.
9. Broken Glass must be replaced by certified technician.

Flux out:23851 lm

Height	Eavg, Emax	Angle:55.82deg	Diameter
2m	6714,19051lx		211.90cm
4m	1678,47631lx		423.80cm
6m	746.0,21171lx		635.70cm
8m	419.6,11911lx		847.59cm
10m	268.5,762.0lx		1059.49cm
12m	186.5,529.2lx		1271.39cm
14m	137.0,388.8lx		1483.29cm
16m	104.9,297.7lx		1695.19cm
18m	82.88,235.2lx		1907.09cm
20m	67.14,190.5lx		2118.99cm

Note: The Curves indicate the illuminated area and the average illumination when the luminaire is at different distance.



Designlight Scandinavian AB Toffelvägen 1 SE-342 60Moheda

Kundcenter:Telefon 0472-71610

Fax 0472-716 09

info@designlight.nu

www.designlight.nu